


# Hawley Primary School

## Science Long Term Overview Cycle A and B



### EYFS Development Matters

#### **Understanding the world - The Natural World:**

- Explore the natural world around them.
- Describe what they see, hear and feel whilst outside.
- Recognise some environments that are different from the one in which they live.
- Understand the effect of changing seasons on the natural world around them.

#### **Early Learning Goal**

#### **Children at the expected level of development will:**

- Explore the natural world around them, making observations and drawing pictures of animals and plants;
- Know some similarities and differences between the natural world around them and contrasting environments, drawing on their experiences and what has been read in class;
- Understand some important processes and changes in the natural world around them, including the seasons and changing states of matter.

### Statutory Content Coverage

#### Key Stage 1

#### **Working Scientifically:**

During years 1 and 2, pupils should be taught to use the following practical scientific methods, processes and skills through the teaching of the programme of study content:

- asking simple questions and recognising that they can be answered in different ways
- observing closely, using simple equipment
- performing simple tests
- identifying and classifying
- using their observations and ideas to suggest answers to questions
- gathering and recording data to help in answering questions.

#### Lower Key Stage 2

#### **Working Scientifically:**

During years 3 and 4, pupils should be taught to use the following practical scientific methods, processes and skills through the teaching of the programme of study content:

- asking relevant questions and using different types of scientific enquiries to answer them
- setting up simple practical enquiries, comparative and fair tests
- making systematic and careful observations and, where appropriate, taking accurate measurements using standard units, using a range of equipment, including thermometers and data loggers
- gathering, recording, classifying and presenting data in a variety of ways to help in answering questions
- recording findings using simple scientific language, drawings, labelled diagrams, keys, bar charts, and tables
- reporting on findings from enquiries, including oral and written explanations, displays or presentations of results and conclusions
- using results to draw simple conclusions, make predictions for new values, suggest improvements and raise further questions

# Hawley Primary School

## Science Long Term Overview Cycle A and B



- identifying differences, similarities or changes related to simple scientific ideas and processes
- using straightforward scientific evidence to answer questions or to support their findings

### **Upper Key Stage 2**

#### **Working Scientifically:**

During years 5 and 6, pupils should be taught to use the following practical scientific methods, processes and skills through the teaching of the programme of study content:

- planning different types of scientific enquiries to answer questions, including recognising and controlling variables where necessary
- taking measurements, using a range of scientific equipment, with increasing accuracy and precision, taking repeat readings when appropriate
- recording data and results of increasing complexity using scientific diagrams and labels, classification keys, tables, scatter graphs, bar and line graphs
- using test results to make predictions to set up further comparative and fair tests
- reporting and presenting findings from enquiries, including conclusions, causal relationships and explanations of and degree of trust in results, in oral and written forms such as displays and other presentations
- identifying scientific evidence that has been used to support or refute ideas or arguments

# Hawley Primary School

## Science Long Term Overview Cycle A and B



Cycle A (2023-24)						
	Autumn 1	Autumn 2	Spring 1	Spring 2	Summer 1	Summer 2
EYFS	Is there Room on the Broom for a Gruffalo?	In with a Bang Celebrating You	Once Upon a Time	Eggcellent!	It's a Bug's life	Join Our Journey
Year 1/2 Topic	Out of Africa	Fire! Fire!	Rumble in the Jungle	Marvellous Medicine	Under the Sea	Treasure Adventure
Learning Journey Unit (No. of sessions)	<b>Animal Survival (7)</b> p. 11 - 15		<b>Habitats (7)</b> p. 16 - 17		<b>Animal Lifecycles (7)</b> p. 25 - 27	<b>Pushes and Pulls (8)</b> p. 30 - 33
Science National Curriculum Objectives	<p><b>Animals, including humans (Yr 1)</b></p> <ul style="list-style-type: none"> <li>identify and name a variety of common animals including fish, amphibians, reptiles, birds and mammals</li> <li>identify and name a variety of common animals that are carnivores, herbivores and omnivores</li> <li>describe and compare the structure of a variety of common animals (fish, amphibians, reptiles, birds and mammals, including pets)</li> <li>identify, name, draw and label the basic parts of the human body and say which part of the body is associated with each sense</li> </ul> <p><b>Animals, including humans (Yr 2)</b></p> <ul style="list-style-type: none"> <li>find out about and describe the basic needs of animals, including humans, for survival (water, food and air)</li> </ul> <p><b>Living things and their habitats (Yr 2)</b> describe how animals obtain their food from plants and other animals, using the idea of a simple food chain, and identify and name different sources of food. <b>This builds in Animal Lifecycles</b></p>		<p><b>Living things and their habitats (Yr 2)</b></p> <ul style="list-style-type: none"> <li>explore and compare the differences between things that are living, dead, and things that have never been alive</li> <li>identify that most living things live in habitats to which they are suited and describe how different habitats provide for the basic needs of different kinds of animals and plants, and how they depend on each other</li> <li>identify and name a variety of plants and animals in their habitats, including micro-habitats</li> </ul>		<p><b>Animals, including humans (Yr 2)</b></p> <ul style="list-style-type: none"> <li>notice that animals, including humans, have offspring which grow into adults</li> <li>describe the importance for humans of exercise, eating the right amounts of different types of food, and hygiene <b>This could be covered in PSHE</b></li> </ul> <p><b>Living things and their habitats (Yr 2)</b></p> <ul style="list-style-type: none"> <li>describe how animals obtain their food from plants and other animals, using the idea of a simple food chain, and identify and name different sources of food. <b>This builds from Animal Survival</b></li> </ul>	<p>Does not appear in the National Curriculum for KS1 but does provide good opportunities for working scientifically, as well as providing a stepping stone to build further knowledge in KS2.</p> <ul style="list-style-type: none"> <li><b>Forces (Yr 3)</b> compare how things move on different surfaces</li> </ul>
	Across the whole year:					
	<p>L.J.: Seasons (7) p. 18  <b>NC: Seasonal Change (Yr 1)</b></p> <ul style="list-style-type: none"> <li>observe changes across the four seasons</li> </ul>					

# Hawley Primary School

## Science Long Term Overview Cycle A and B



	<ul style="list-style-type: none"> <li>observe and describe weather associated with the seasons and how day length varies</li> </ul>					
Year 3/4 Topic	The Rolling Stone Age	Local Legacy (WW2)	At Water's Edge	Natural Wonder	The Land of Roar	Sporting Heroes
Learning Journey Unit (No. of sessions)	<b>Rocks and Soils (4)</b> p. 36 - 38	<b>Plants and Their Food Production (8)</b> p. 29 - 30	<b>Solids, Liquids and Gases (8)</b> p. 20 - 28	<b>Plant Reproduction (7)</b> p. 48 - 51		<b>Mixtures and Separating Them (8)</b> p. 39 - 42
Science National Curriculum Objectives	<b>Rocks (Yr 3)</b> <ul style="list-style-type: none"> <li>compare and group together different kinds of rocks on the basis of their appearance and simple physical properties</li> <li>describe in simple terms how fossils are formed when things that have lived are trapped within rock</li> <li>recognise that soils are made from rocks and organic matter</li> </ul>	<b>Plants (Yr 3)</b> <ul style="list-style-type: none"> <li>identify and describe the functions of different parts of <b>flowering</b> plants: roots, stem/trunk, leaves and <b>flowers (Flowers covered in Plant Reproduction)</b></li> <li>explore the requirements of plants for life and growth (air, light, water, nutrients from soil, and room to grow) and how they vary from plant to plant</li> <li>investigate the way in which water is transported within plants</li> </ul>	<b>States of Matter (Yr 4)</b> <ul style="list-style-type: none"> <li>compare and group materials together, according to whether they are solids, liquids or gases</li> <li>observe that some materials change state when they are heated or cooled, and measure or research the temperature at which this happens in degrees Celsius (°C)</li> <li>identify the part played by evaporation and condensation in the water cycle and associate the rate of evaporation with temperature.</li> </ul>	<b>Plants (Yr 3)</b> <ul style="list-style-type: none"> <li>identify and describe the functions of different parts of flowering plants: <b>roots, stem/trunk, leaves</b> and flowers (<b>covered in Plant and their food production</b>)</li> <li>explore the part that flowers play in the life cycle of flowering plants, including pollination, seed formation and seed dispersal.</li> </ul>		<b>Properties and changes of material (Yr 5)</b> <ul style="list-style-type: none"> <li>know that some materials will dissolve in liquid to form a solution, and describe how to recover a substance from a solution</li> <li>use knowledge of solids, liquids and gases to decide how mixtures might be separated, including through filtering, sieving and evaporating</li> <li>demonstrate that dissolving, mixing and changes of state are reversible changes</li> </ul>

# Hawley Primary School

## Science Long Term Overview Cycle A and B



Year 5/6 Topic	Reach for the Stars	Our Heroes (WW1)	Oh Maya!	Boom!	Eureka
Learning Journey Unit (No. of sessions)	<b>Space and Gravity (8)</b> p. 13 - 15	<b>Circulation (7)</b> p. 22 - 24	<b>Making New Substances (8)</b> p. 16 - 17		<b>Forces That Oppose Motion (8)</b> p. 18 - 21
Science National Curriculum Objectives	<b>Earth and Space (Yr 5)</b> <ul style="list-style-type: none"> <li>describe the movement of the Earth, and other planets, relative to the Sun in the solar system</li> <li>describe the movement of the moon relative to the Earth</li> <li>describe the Sun, Earth and moon as approximately spherical bodies</li> <li>use the idea of the Earth's rotation to explain day and night and the apparent movement of the sun across the sky</li> </ul>	<b>Animals including humans (Yr 6)</b> <ul style="list-style-type: none"> <li>identify and name the main parts of the human circulatory system, and describe the functions of the heart, blood vessels and blood</li> <li>recognise the impact of diet, exercise, drugs and lifestyle on the way their bodies function</li> <li>describe the ways in which nutrients and water are transported within animals, including humans</li> </ul>	<b>Properties and changes of material (Yr 5)</b> <ul style="list-style-type: none"> <li>compare and group together everyday materials on the basis of their properties, including their hardness, solubility, transparency, conductivity (electrical and thermal), and response to magnets</li> <li>give reasons, based on evidence from comparative and fair tests, for the particular uses of everyday materials, including metals, wood and plastic</li> <li>explain that some changes result in the formation of new materials, and that this kind of change is not usually reversible, including changes associated with burning and the action of acid on bicarbonate of soda</li> </ul>		<b>Forces (Yr 5)</b> <ul style="list-style-type: none"> <li>explain that unsupported objects fall towards the Earth because of the force of gravity acting between the Earth and the falling object</li> <li>identify the effects of air resistance, water resistance and friction, that act between moving surfaces</li> <li>recognise that some mechanisms, including levers, pulleys and gears, allow a smaller force to have a greater effect</li> </ul>

# Hawley Primary School


## Science Long Term Overview Cycle A and B



Cycle B (2022/2023)						
	Autumn 1	Autumn 2	Spring 1	Spring 2	Summer 1	Summer 2
<b>EYFS</b>	<b>Is there Room on the Broom for a Gruffalo?</b>	<b>In with a Bang Celebrating You</b>	<b>Once Upon a Time</b>	<b>Eggcellent!</b>	<b>It's a Bug's life</b>	<b>Join Our Journey</b>
<b>Year 1/2 Topic</b>	<b>Hooray for Hawley!</b>	<b>Up, Up and Away</b>	<b>Victorious Victorians</b>	<b>Into the Toy Box</b>	<b>To the Rescue</b>	<b>Going for Gold!</b>
<b>Learning Journey Unit</b>	<b>Describing Materials (6)</b> p. 9 - 10	<b>Changing Materials (buildings) (4)</b> p. 28-29	<b>Plants (8)</b> p. 19 - 24	<b>Changing Materials (toys) (4)</b> p. 28-29	<b>Making New Plants (8)</b> p. 34-35	<b>Changing Materials (clothes) (4)</b> p. 28-29
<b>Science National Curriculum Objectives</b>	<b>Everyday Materials (Yr 1)</b> <ul style="list-style-type: none"> <li>distinguish between an object and the material from which it is made</li> <li>identify and name a variety of everyday materials, including wood, plastic, glass, metal, water, and rock</li> <li>describe the simple physical properties of a variety of everyday materials</li> <li>compare and group together a variety of everyday materials on the basis of their simple physical properties.</li> </ul>	<b>Everyday Materials (Yr 2)</b> <ul style="list-style-type: none"> <li>identify and compare the suitability of a variety of everyday materials, including wood, metal, plastic, glass, brick, rock, paper and cardboard for particular uses</li> <li>find out how the shapes of solid objects made from some materials can be changed by squashing, bending, twisting and stretching</li> </ul>	<b>Plants (Yr 1)</b> <ul style="list-style-type: none"> <li>identify and describe the basic structure of a variety of common flowering plants, including trees</li> <li>find out and describe how plants need water, light and a suitable temperature to grow and stay healthy</li> </ul>	<b>Everyday Materials (Yr 2)</b> <ul style="list-style-type: none"> <li>identify and compare the suitability of a variety of everyday materials, including wood, metal, plastic, glass, brick, rock, paper and cardboard for particular uses</li> <li>find out how the shapes of solid objects made from some materials can be changed by squashing, bending, twisting and stretching</li> </ul>	<b>Plants (Yr 2)</b> <ul style="list-style-type: none"> <li>observe and describe how seeds and bulbs grow into mature plants</li> <li>identify and name a variety of common wild and garden plants, including deciduous and evergreen trees</li> </ul>	<b>Everyday Materials (Yr 2)</b> <ul style="list-style-type: none"> <li>identify and compare the suitability of a variety of everyday materials, including wood, metal, plastic, glass, brick, rock, paper and cardboard for particular uses</li> <li>find out how the shapes of solid objects made from some materials can be changed by squashing, bending, twisting and stretching</li> </ul>

# Hawley Primary School


## Science Long Term Overview Cycle A and B



Year 3/4 Topic	The Power of Words	Were the Romans Really Rotten?	Lights, Camera, Action		Walk like an Egyptian	
Learning Journey Unit (No. of sessions)	<b>Magnets (6)</b> p. 9 - 14	<b>Animals, Skeletons and Movement (6)</b> p. 15 - 19	<b>Making Electrical Circuits Work (6)</b> p. 52 - 55	<b>Light (6)</b> p. 31 – 35	<b>Living Things (8)</b> p. 56 – 59	<b>Digestion (7)</b> p. 43 - 47
Science National Curriculum Objectives	<b>Forces and Magnets (Yr 3)</b> <ul style="list-style-type: none"> <li>compare how things move on different surfaces</li> <li>notice that some forces need contact between two objects, but magnetic forces can act at a distance</li> <li>observe how magnets attract or repel each other and attract some materials and not others</li> <li>compare and group together a variety of everyday materials on the basis of whether they are attracted to a magnet, and identify some magnetic materials</li> <li>describe magnets as having two poles</li> <li>predict whether two magnets will attract or repel each other, depending on which poles are facing</li> </ul>	<b>Animals including humans (Yr 3)</b> <ul style="list-style-type: none"> <li>identify that humans and some other animals have skeletons and muscles for support, protection and movement</li> </ul>	<b>Electricity (Yr 4)</b> <ul style="list-style-type: none"> <li>identify common appliances that run on electricity</li> <li>construct a simple series electrical circuit, identifying and naming its basic parts, including cells, wires, bulbs, switches and buzzers</li> <li>identify whether or not a lamp will light in a simple series circuit, based on whether or not the lamp is part of a complete loop with a battery</li> <li>recognise that a switch opens and closes a circuit and associate this with whether or not a lamp lights in a simple series circuit</li> <li>recognise some common conductors and insulators, and associate metals with being good conductors</li> </ul>	<b>Light (Yr 3)</b> <ul style="list-style-type: none"> <li>recognise that they need light in order to see things and that dark is the absence of light</li> <li>notice that light is reflected from surfaces</li> <li>recognise that light from the sun can be dangerous and that there are ways to protect their eyes</li> <li>recognise that shadows are formed when the light from a light source is blocked by an opaque object</li> <li>find patterns in the way that the size of shadows change</li> </ul>	<b>Living things and their habitats (Yr 4)</b> <ul style="list-style-type: none"> <li>recognise that living things can be grouped in a variety of ways</li> <li>explore and use classification keys to help group, identify and name a variety of living things in their local and wider environment</li> <li>recognise that environments can change and that this can sometimes pose dangers to living things</li> </ul> <b>Animals including humans (Yr 4)</b> <ul style="list-style-type: none"> <li>construct and interpret a variety of food chains, identifying producers, predators and prey</li> </ul> <b>Living things and their habitat (Yr 5)</b> <ul style="list-style-type: none"> <li>describe the differences in the life cycles of a mammal, an amphibian, an insect and a bird</li> </ul>	<b>Animals including humans (Yr 3)</b> <ul style="list-style-type: none"> <li>identify that animals, including humans, need the right types and amount of nutrition, and that they cannot make their own food; they get nutrition from what they eat</li> </ul> <b>Animals including humans (Yr 4)</b> <ul style="list-style-type: none"> <li>describe the simple functions of the basic parts of the digestive system in humans</li> <li>identify the different types of teeth in humans and their simple functions</li> </ul>

# Hawley Primary School

## Science Long Term Overview Cycle A and B



					<ul style="list-style-type: none"> <li>describe the life process of reproduction in some plants and animals</li> </ul>
<b>Year 5/6 Topic</b>	<b>Sensational Shang – The First Chinese Superpower</b>	<b>I’m a Geographer!</b>	<b>We Rule!</b>		<b>Ever Evolving</b>
Learning Journey Unit (No. of sessions)	<b>How Light Behaves (6)</b> p. 25 - 28	<b>Controlling Electrical Circuits (8)</b> p. 32 - 34	<b>Sound (8)</b> p. 35 - 37	<b>Fossils and Geological Time (4)</b> p. 9 - 12	<b>Classification and Evolution (6)</b> p. 29 - 31
Science National Curriculum Objectives	<b>Light (Yr 6)</b> <ul style="list-style-type: none"> <li>recognise that light appears to travel in straight lines</li> <li>use the idea that light travels in straight lines to explain that objects are seen because they give out or reflect light into the eye</li> <li>explain that we see things because light travels from light sources to our eyes or from light sources to objects and then to our eyes</li> <li>use the idea that light travels in straight lines to explain why shadows have the same shape as the objects that cast them</li> </ul>	<b>Electricity (Yr 6)</b> <ul style="list-style-type: none"> <li>associate the brightness of a lamp or the volume of a buzzer with the number and voltage of cells used in the circuit</li> <li>compare and give reasons for variations in how components function, including the brightness of bulbs, the loudness of buzzers and the on/off position of switches</li> <li>use recognised symbols when representing a simple circuit in a diagram</li> </ul>	<b>Sound (yr 4)</b> <ul style="list-style-type: none"> <li>identify how sounds are made, associating some of them with something vibrating</li> <li>recognise that vibrations from sounds travel through a medium to the ear</li> <li>find patterns between the pitch of a sound and features of the object that produced it</li> <li>find patterns between the volume of a sound and the strength of the vibrations that produced it</li> <li>recognise that sounds get fainter as the distance from the sound source increases</li> </ul>	<b>Evolution and Inheritance (Yr 6)</b> <ul style="list-style-type: none"> <li>recognise that living things have changed over time and that fossils provide information about living things that inhabited the Earth millions of years ago</li> </ul> <b>Living things and their habitat (Yr 6)</b> <ul style="list-style-type: none"> <li>describe how living things are classified into broad groups according to common observable characteristics and based on similarities and differences, including micro-organisms, plants and animals</li> <li>give reasons for classifying plants and animals based on</li> </ul>	<b>Evolution and Inheritance (Yr 6)</b> <ul style="list-style-type: none"> <li>recognise that living things produce offspring of the same kind, but normally offspring vary and are not identical to their parents</li> <li>identify how animals and plants are adapted to suit their environment in different ways and that adaptation may lead to evolution</li> </ul> <b>Animals including humans (Yr 5)</b> <ul style="list-style-type: none"> <li>describe the changes as humans develop to old age <b>This could be covered in PSHE.</b></li> </ul>



# Hawley Primary School

## Science Long Term Overview Cycle A and B



				specific characteristics	
--	--	--	--	--------------------------	--