


Welcome to  
Key Stage 1 2024-25



# Meet the Team



Mrs. Collins



Miss Ferrie




Miss King




# Meet the Team



Mrs. Phillips



Miss Hedley



Mrs Beardesley



# Meet the Team:



Miss Merkel



Mrs. McFarlane  
ELSA



Mrs McDevitt



Miss Dabrowski



# Our school day



8:30 – Arrive in class

8:40 – Registers close

8:40 – Learning

10:15 – Breaktime (Year 2)

10:30 – Learning

12:00 – Lunchtime

1:00 – Learning

2:45 - Assembly

3:10 – Home



# Phonics

Our Year 1 children will continue to develop their reading through the Little Wandle program.

Each half term they will be assessed to check progress. This allows us the opportunity to provide support for any gaps that develop. This support will be given through daily catch-up intervention sessions.



# Spelling

Our Year 2 children will progress from following the Little Wandle Letters and Sounds phonics programme, to using the Year 2 Spelling programme.

They will take part in daily spelling sessions which teach the spelling rules and patterns outlined in the Key Stage One curriculum, as well as helping them to recognise and spell all of the KS1 Common Exception Words.






# Reading in Key Stage One

When your child brings home a book from school they will also receive a Reading Record book. This is a place for you to record the read and write a short comment on your child's reading.

You will receive two types of books home;

- 1) Decodable book – this is very closely matched to your child's current reading ability. Children should be secure with the graphemes within the book and be able to read the book pretty fluently.
- 2) Story/library book – a book to share and enjoy together. This is to develop a love of reading. Your child will NOT be expected to read this themselves.





# Decodable Book

This is the book that will match to the phonics scheme (Little Wandle Letters and Sounds) and your child's reading ability. You can comment on different skills each time you read this book. For example;

Read 1 - Comment on the use of phonics

Read 2 – Comment on Fluency and Expression

Read 3 – Comprehension Skills

*“Stopped to sound out [insert word]”*


*“They struggled to segment and blend [insert word]”*

*“Identified a [insert grapheme] within the book”*

*“Identified [insert familiar word] independently”*

*“Self corrected when reading”*

*“Read the whole book accurately and confidently”*






# Year 2 Reading

In Year 2 children will be taking part in guided reading allowing them the opportunity to continue to develop their fluency, comprehension and inference skills.

During these sessions, the children will read an appropriate leveled text alongside their peers, with the support of an adult to encourage questioning and discussions around the book.






# Reading

Children must complete at least 5 reads per week at home. This can be a combination of their books from school and books from home.

This should be completed with an adult and recorded in their reading log.

Children will have 2 books sent home every week for you to hear them read.

Please ensure your child's books and reading log are in their bag every day.





# Curriculum Topics



Autumn 1: Into Africa



Autumn 2: Fire, Fire



Spring 1: Rumble in the Jungle

Spring 2: Marvellous Medicine



Summer 1: Under the Sea

Summer 2: Treasure Adventure



# KS1 Events and Trips

(including voluntary contributions)

## Autumn Term 2

Great Fire of London  
Workshop

6<sup>th</sup> November

(school-based; £7.20)

Topic Presentation to  
Parents

28<sup>th</sup> November

Pantomime Trip

17<sup>th</sup> December

(approximately £16.00)

## Spring Term

Marwell Zoo

Date TBC

£24



# Homework



You will receive a task on Seesaw, linked to your child's phonic sound or spelling rule, which you can use to further practise some of the work we have been doing in class. We will not be completing weekly tests of these.

This will be .



P.E Days:

Elephants:

Wednesday and Friday



Gorillas:

Tuesday and Wednesday



Rhinos:

Tuesday and Friday





# Forest School Days:




Elephants:  
Friday

Gorillas  
Tuesday

Rhinos:  
Wednesday

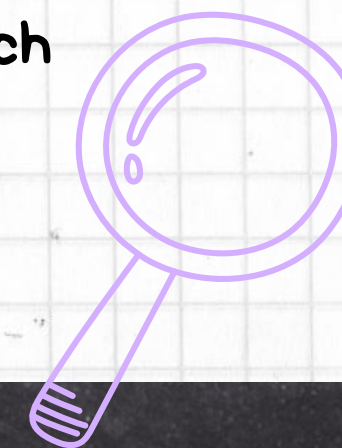




# Continuous Provision: Learning Through Play

In all classes, children will be encouraged to independently develop knowledge and understanding of topics and concepts by providing them the opportunity to explore their learning through exploration and play. Play enables the children to apply both their skills and knowledge learnt during formal lesson inputs.

Children are given the scaffolding and support to challenge themselves to reach their full potential.





# 5 key areas in our classroom provision




Maths

writing  
and  
Creative  
Zone

Construction  
and  
Small world

Home  
Corner

Reading  
Corner



# PSHE and Social, Emotional & Mental Health

Our weekly PSHE lessons provide opportunities to discuss any worries or concerns that the children raise.

Support within school comes from our Emotional Literacy Support Assistants (ELSAs). These are Mrs. Thomson and Mrs. McFarlane.

We are a myHappymind School. This programme teaches our children to learn skills to develop strategies to support their mental health and wellbeing.



# Rewards



ClassDojo

Children will be awarded Dojo points for following our Golden Rules.

Once they achieve 1000 points, they will earn a whole class reward.




In their classwork, children will receive house point for perseverance, best effort, trying their best and challenging themselves. As well as simply knocking our socks off for their fantastic work.



# Seesaw

We use Seesaw to celebrate the children and their success at school. Please contact us to set up a link so that you have access to Seesaw and can upload the children's work.



## Uniform:

- Grey trousers, skirt, pinafore or shorts (no leggings)
- White polo shirt or shirt
- Burgundy school sweatshirt or cardigan
- Red and white checked dress in summer
- White, grey or burgundy socks or tights
- Black, brown or navy shoes

## Uniform reminder


Please can you make sure children arrive at school appropriately dressed following our uniform policy.

## P.E.

- Black shorts
- T-Shirt in House colour
- Black plimsoles or trainers
- Spare socks
- PE Bag


## Jewellery:

For safety reasons, the children are not permitted to wear any jewellery in school. If your child has pierced ears, earrings must be removed or taped during PE sessions – tape to be provided by Parents.



# How can you help?

- Encouragement, support and positivity
- Praise effort, resilience and learning attitude as well as the finished product
- Talk about the Golden Rules – can the children tell you what they are?
- Hearing the children read and discuss their reading books at home
- Practicing spellings with the children
- Homework
- £2.00 cookery donation
- Tissues for the classroom
- Speak to the teacher if your child is unhappy
- Finally, if you have time to volunteer on trips, for one off classroom projects or even to come in and hear readers please speak to Mrs. Lody.



Any  
questions?

