


Phonics and Early Reading EYFS and Year 1



The journey to independent
reading and writing begins
with Phonics



Phonics Teaching

Daily phonics lessons; short, engaging and fun!

Engaging resources

Fun, effective phonics games

Regular assessments to ensure children aren't left behind

Keep up work specifically in place to support children who may need further guidance.

GPCs

A grapheme is a written symbol that represents a sound (phoneme). This can be a single letter, or could be a sequence of letters, such as ai, sh, igh, tch etc.

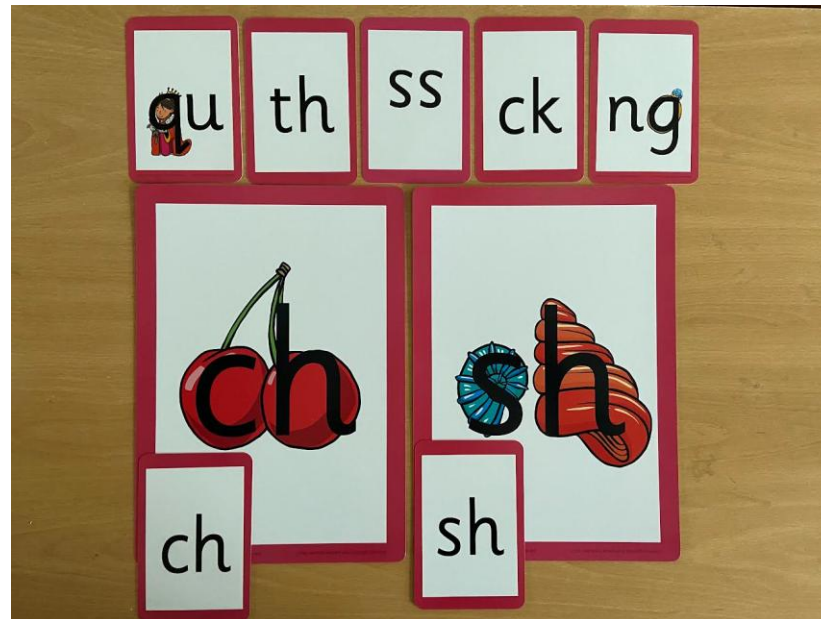
So, when a child says the sound /t/ this is a phoneme, but when they write the letter 't' this is a grapheme.



Digraphs and Trigraphs

A digraph is a combination of two letters that make a single sound, as in the “sh” in “shell”.

A trigraph is a combination of three letters that make a single sound, as in the “ear” in “clear”.



R Sp1 wk1

meet

. — .

R Sp1 wk1

rain

. — .

R Sp1 wk1

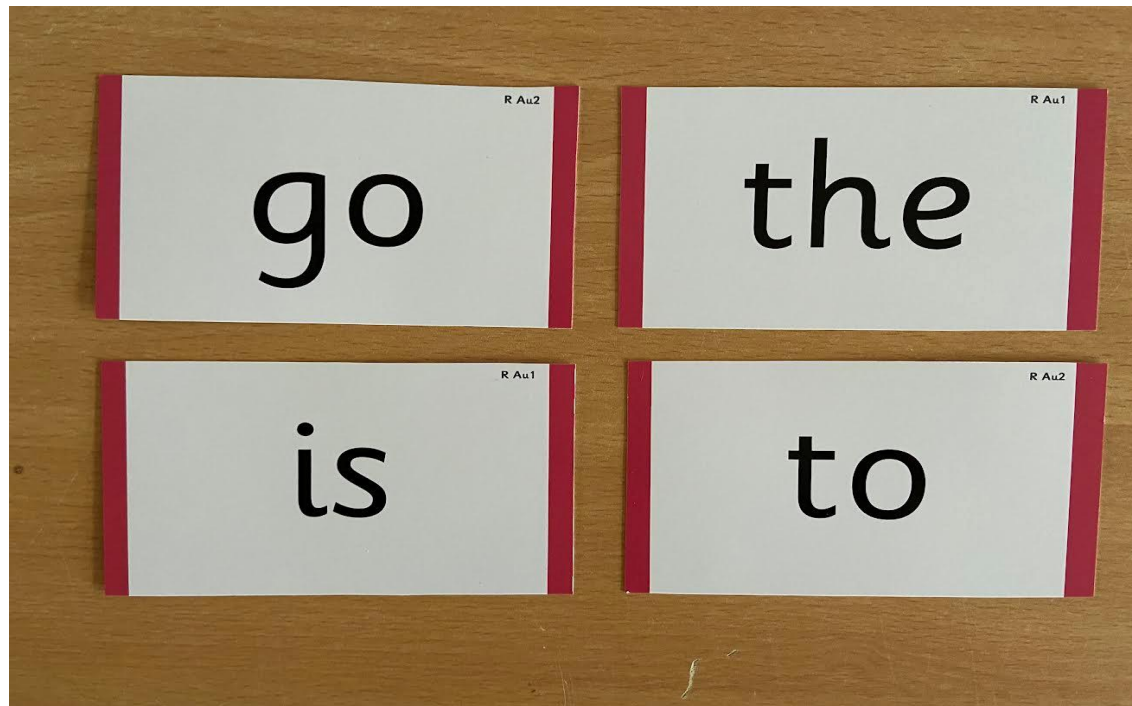
sheep

— — .

Tricky Words

Tricky words are words that cannot be sounded out. They are words that children will see in books but need to know from memory.




Repetitive daily practise of this is so important to ensure children can access these words when reading.



Early Reading

In Year R, children will start their reading journey with wordless books. Wordless books are so important to develop children's language skills. It's also important for children to learn how to handle books; turning the pages the correct way for example.

Once children have a secure knowledge of a number of GPC's (Grapheme Phoneme Correspondences) and are beginning to blend, they will be ready to access our books with words.



Reading Practice Sessions

Reading practice sessions

Every child has 3 reading sessions a week

Taught by teachers and teaching assistants who have all accessed the

Little Wandle training

Taught in groups of no more than 6

Reading Books

Matched to children's secure phonic knowledge and word reading

Read three times a week

Sent home with the children on a Friday



Reading Practice Books carefully matched so children can read fluently and independently

3 Reads – each one begins with some quick sounds and words practice

1. Decoding

2. Prosody
(intonation, expression)

3. Comprehension



When children read this book at home, they should be 95% fluent

Please do not worry that a book is too easy – your child needs to develop fluency and confidence in reading. Re-reading a book they have had before helps develop fluency – this is the goal.




Celebrate their success!

How will this work?

After assessing children, we will match the book to the children's secure phonics phase

Reading books collected in on a Thursday.

Reading books changed and given out on a Friday.






Sharing Book

Children will also bring home a 'sharing book' from our library every Friday. Please make sure the book is in your child's book bag every Friday.

To become lifelong readers, it is essential that they read for pleasure.

Children may not be able to read this book independently, but these books offer a wealth of opportunities for talking about the pictures and enjoying the story or information text.

Enjoy the book together and foster a love of reading!



What else can parents do?

Please look at the Little Wandle videos and guidance for parents

Read with your child as often as possible

Let your child “show off” their reading to you and celebrate and praise all the way!

Share books with your children for pleasure

Practice the tricky words that we send home with your child

Complete the phonics home learning that will be uploaded to Seesaw weekly

Thank you for joining us!
We hope you enjoy reading with
your child.

Any questions?

